


SCHOOL ZONE

Registration Guide



Updated May 2020

Clicking the link within our confirmation email will take you back to the login screen

Enter your email and password and click Login

You will then be asked for supplementary information. If you want to update / enter a voucher code, you can also do it here

Click through the sections and then Save & Continue to enter the School Zone

Access to all SACU school licences is from within a dedicated area of our website called the *School Zone*:

Access to the *School Zone* is from the main login page on the SACU website:

www.sacu-student.com/login

The first time you use this you'll need to select the 'New Users' link to register

Enter your email & name, then create a password




Enter your teachers voucher code here if your school has provided one. Otherwise leave it blank

We'll then send you a confirmation email with a link. This may take up to 2 minutes to arrive




You will now be in the *School Zone* - the portal for all your SACU licences

Some of these buttons may be unavailable if you have yet to subscribe and will instead link you to the SACU website for more info







Career Cloud Services


		
<p>Labour Market Explore - List View See the very latest Labour Market Information and job vacancies</p>	<p>Overview Reports Access overview reports to see how your students have been accessing the SACU tools</p>	<p>Student Progress Report Monitor the research journey for each student</p>

University Apply Services

		
<p>Try the Personal Statement Checker Try the Personal Statement Checker for yourself</p>	<p>Draft Reference Checker Check draft references for common issues</p>	<p>University Apply Monitor Monitor how each student is progressing with their UCAS Personal Statement</p>

Admin

		
<p>Update Voucher Code Manage your profile and update your voucher code</p>	<p>Create Tutor Groups Create and manage tutor groups</p>	<p>Create Houses Create and manage tutor houses</p>
		
<p>Manage student data Manage / update your students' data</p>	<p>Subscribe to SACU Please consider supporting SACU with a schools subscription - Thanks you.</p>	<p>Logout Don't forget to logout when you're done</p>


<p>Research Zone See all the services that your student can use</p>

SACU has several services available on annual licence. If these are grey in your *School Zone*, they will link to pages on the SACU website.



Shows all the research data on an individual basis of each student who has completed the Career Quiz.



Shows whole school reports of aggregated data from all the students using our research tools at your school.



Free LMI Explorer tool. Shows comprehensive labour market information in an innovative interactive display.



Shows the data from your students who have used the Personal Statement Checker and links to any saved references.



Allows schools to check all references for common mistakes, relevant subject skills and specific achievements.



Lets teachers see what students will access to check their Personal Statements



The Admin area allows the school to administer the SACU tools, setting up houses & tutor groups, entering voucher codes to access services and managing student data.



View the Student Research area – this is the home page for student research. They can access the Career Quiz from here. Any bookmarked courses, shortlisted UCAS courses and research notes are kept here along with a chance to share their research with teachers and family.

For additional support please email support@sacu-student.com

